
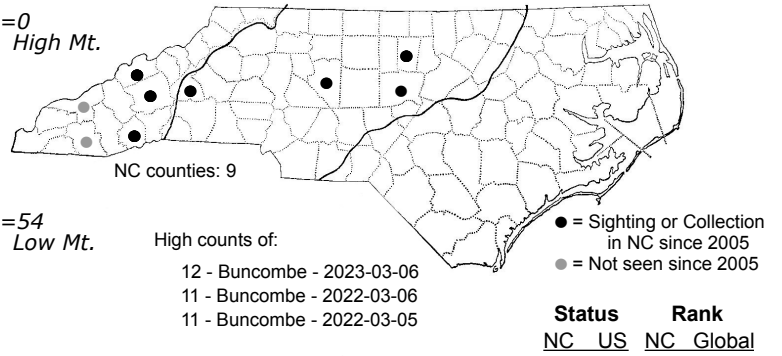
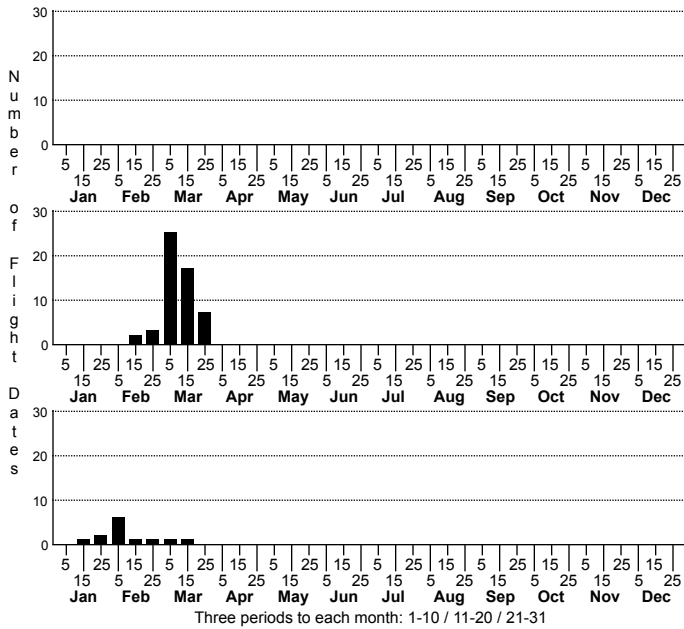


Psaphida grandis Gray Sallow



FAMILY: Noctuidae SUBFAMILY: Amphipyrinae TRIBE: Psaphidini
 TAXONOMIC_COMMENTS:

FIELD GUIDE DESCRIPTIONS: Covell (1984; as *Eutolype grandis*)

ONLINE PHOTOS:

TECHNICAL DESCRIPTION, ADULTS: Poole (1995)

TECHNICAL DESCRIPTION, IMMATURE STAGES:

ID COMMENTS: The ground color is slate gray to violaceous gray (Poole, 1995). The lines are slightly darker and the most conspicuous making is a patch or band of pale gray scales that follows the antemedian from the middle of the wing towards the inner margin. The orbicular is usually obscure or missing and the reniform may only be vaguely indicated by patches of pale and dark scales. *P. rolandii* is similar in ground color but lacks the patch of pale scales and usually has more distinct orbicular and reniform spots.

DISTRIBUTION: Please refer to the dot map.

FLIGHT COMMENT: Please refer to the flight charts.

HABITAT: Our records come from upland stands of hardwoods, including mesic stands in the mountains and dry to mesic stands in the Piedmont.

FOOD: Larvae have been found on oak (Wagner et al., 2011).

OBSERVATION_METHODS:

NATURAL HERITAGE PROGRAM RANKS: G4 SNR [S2S3]

STATE PROTECTION: Has no legal protection, although permits are required to collect it on state parks and other public lands.

COMMENTS: