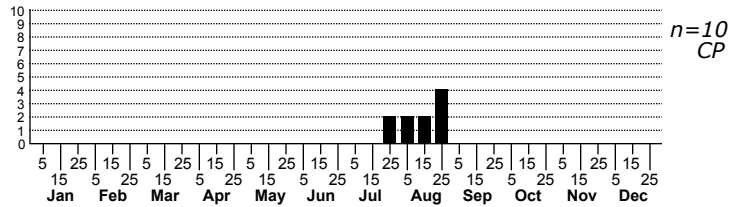
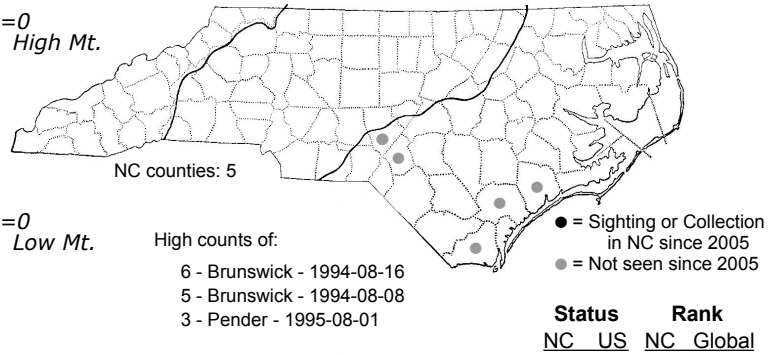



Schinia carolinensis Carolina Schinia



FAMILY: Noctuidae SUBFAMILY: Heliiothinae TRIBE:

TAXONOMIC COMMENTS: One of 126 species in this genus that occur in North America (Lafontaine and Schmidt, 2010, 2011), the majority of which occur in the West; 25 have been recorded in North Carolina.

FIELD GUIDE DESCRIPTIONS:

ONLINE PHOTOS:

TECHNICAL DESCRIPTION, ADULTS: Forbes (1938); Schweitzer et al. (2011)

TECHNICAL DESCRIPTION, IMMATURE STAGES:

ID COMMENTS: A small Flower Moth. The forewings are straw yellow and unmarked; the hindwings are fuscous with a darker but diffuse discal spot.

DISTRIBUTION: All of our records come from the southern half of the Coastal Plain, including the Fall-line Sandhills. These populations probably represent the northern extent of its range.

FLIGHT COMMENT: Univoltine, with adults flying from late July to late August

HABITAT: All of our records come from wet to mesic Pine Savannas and Sandhill Seeps (Brimley's record from Southern Pines does not have any associated habitat information but is likely to have come from some type of Longleaf Pine community).

FOOD: Host plants are apparently unknown.

OBSERVATION_METHODS: Appears to come reasonably well to blacklights but adults can also be flushed during the day. Larvae and adults will probably be most easily sampled by searching the flowers of their host plants, once those are discovered.

NATURAL HERITAGE PROGRAM RANKS: G3 SH

STATE PROTECTION: Listed as Significantly Rare by the Natural Heritage Program. That designation, however, does not confer any legal protection, although permits are required to collect it on state parks and other public lands.

COMMENTS: This species has a small global range, occurring from North Carolina to Florida in very localized populations (Schweitzer et al., 2011); it has not been recorded in North Carolina since 2001. As an apparent specialist on wet Longleaf Pine habitats, it has undoubtedly undergone a great reduction in its distribution over the past 200 years due to the massive destruction of the Longleaf Pine biome. Continued losses are probably still occurring due both to habitat conversion -- particularly to pine plantations -- and to suppression of the wildfires that are necessary to maintain its open, herb-dominated habitats. More accurate determination of its management needs can be made once its host plants have been determined, as well as the details of its life history, particularly how long its pupae can remain dormant and how that fits into its strategy of coping with frequent fire.