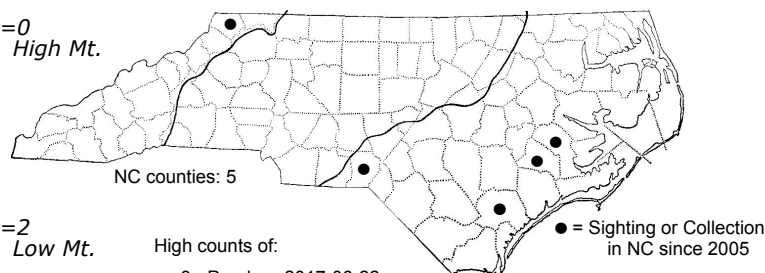



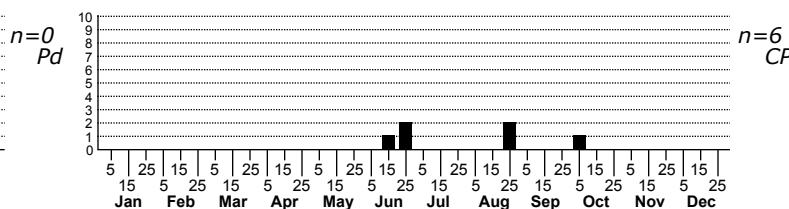
Herpetogramma centrostrigalis None



High counts of:

- 3 - Pender - 2017-06-22
- 2 - Craven - 2005-06-19
- 1 - Pender - 2020-06-29

Status Rank
NC US NC Global



FAMILY: Crambidae SUBFAMILY: Spilomelinae TRIBE:

TAXONOMIC_COMMENTS: Over 20 species of *Herpetogramma* have been described from North America that are based mostly on external morphology. The most recent treatment consolidates these into only nine species (Solis, 2010) and all nine occur in North Carolina.

FIELD GUIDE DESCRIPTIONS:

ONLINE PHOTOS:

TECHNICAL DESCRIPTION, ADULTS: Solis (2010)

TECHNICAL DESCRIPTION, IMMATURE STAGES:

ID COMMENTS: In this species the head, thorax and abdomen are concolorous with the forewing and hindwing ground color, which varies from light yellow to light warm brown or beige. The abdomen has a narrow white crossband on the posterior margin of each segment, and the forewing has dark brown marks that are not strongly contrasting with the ground color. The marks include a faint, circular, orbicular spot and a more prominent reniform that resembles a dash. The area between the two lacks a whitish patch that is seen in some of our *Herpetogramma* species. The costa has dark shading from the base to the postmedial line, and the subterminal area lacks dark shading and is concolorous with the overall ground color.

The postmedial projects inward from the costa at around three-fourths the wing length. The section near the costa is lightly bowed inward, then meets an outwardly bulged section with three small, rounded, teeth. From there the line projects basally and forms a shallow loop, with the apex projecting towards the adjoining reniform spot. At the end of the loop, the line runs straight and obliquely inward to meet the inner margin near the middle of the wing. The hindwing is generally similar, but lacks the antemedial line and has a single discal spot. The postmedial lines of both wings is bordered distally by a narrow, diffuse light tan band. The fringe of both wings is a shade lighter than the adjoining ground color, and there is a narrow, dark brown, marginal line that is best developed on the hindwing, and that is sometimes missing on the forewing.

Herpetogramma centrostrigalis closely resembles *H. theseusalis*, but the latter is smaller (forewing length 11-14 mm versus > 14 mm), duskier, and has lines and spots that are darker and more contrasting. The subterminal area is also usually a shade darker, but not strongly so, than the overall ground color, as opposed to being concolorous in *H. centrostrigalis*. In addition, the line between M2 and the costa is relatively straight as opposed to being curved on *H. centrostrigalis*. *Patania silicalis* is also similar, but lacks an orbicular spot. In addition, the area behind the postmedial line is not conspicuously lighter than the overall ground color.

DISTRIBUTION: *Herpetogramma centrostrigalis* appears to be rare and is currently known only from Louisiana, Georgia, North Carolina and Virginia (several SCAN records), and mostly from coastal habitats. As of 2023, most of our records are from the Coastal Plain, with one site record from the northern Blue Ridge.

FLIGHT COMMENT: As of 2023, our records extend from late-May through early-October.

HABITAT: Our records are from habitats that range from xeric to mesic, and often in open habitats such as powerline corridors and open, Longleaf Pine forests in the Sandhills. Several records from Virginia are from pine barrens.

FOOD: The hosts are undocumented.

OBSERVATION_METHODS: The adults are attracted to light.

NATURAL HERITAGE PROGRAM RANKS: [GNR] SNR [S1S3]

STATE PROTECTION:

COMMENTS: Apparently very few specimens are known for this species, with the only confirmed ones outside of North Carolina from Virginia, Georgia and Louisiana (Solis, 2010; SCAN records).