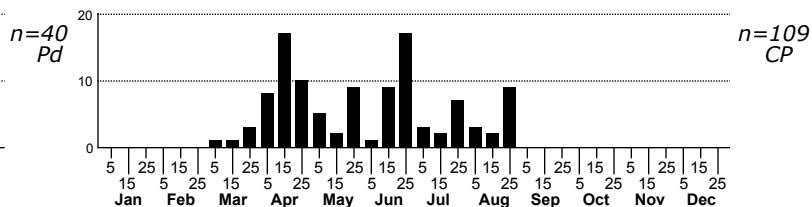
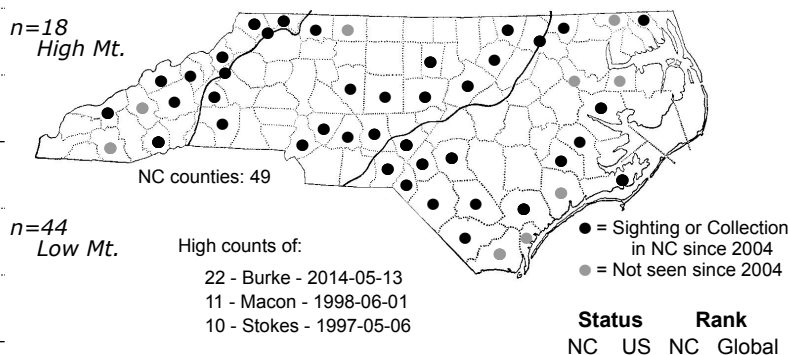
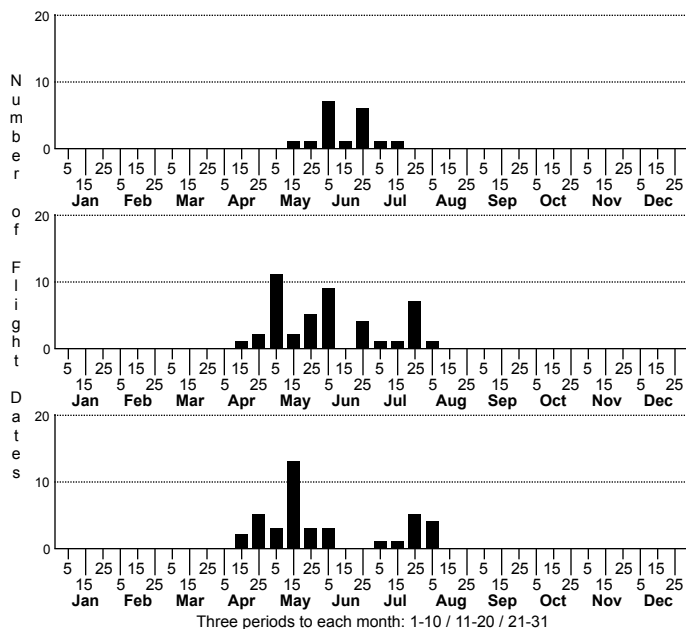


Glena cribrataria Dotted Gray Moth



FAMILY: Geometridae SUBFAMILY: Ennominae TRIBE: Boarmiini
TAXONOMIC_COMMENTS:

FIELD GUIDE DESCRIPTIONS: Beadle and Leckie (2012)

ONLINE PHOTOS:

TECHNICAL DESCRIPTION, ADULTS:

TECHNICAL DESCRIPTION, IMMATURE STAGES:

ID COMMENTS: The ground color of the wings is pale whitish gray (Rindge, 1965). The lines consist of prominent black spots along the veins, with those on the postmedian and terminal most complete; the antemedian and median lines are represented mainly by dots on the costa, cubital and anal veins. A series of paired black dots runs down the dorsal surface of the abdomen.

DISTRIBUTION: Please refer to the dot map.

FLIGHT COMMENT: Please refer to the flight charts.

HABITAT: Our records come from both forests, heathlands, and other habitats with woody species

FOOD: Larvae are broadly polyphagous on trees and shrubs (Wagner, 2005)

OBSERVATION_METHODS:

NATURAL HERITAGE PROGRAM RANKS: G5 S5

STATE PROTECTION: Has no legal protection, although permits are required to collect it on state parks and other public lands.

COMMENTS: