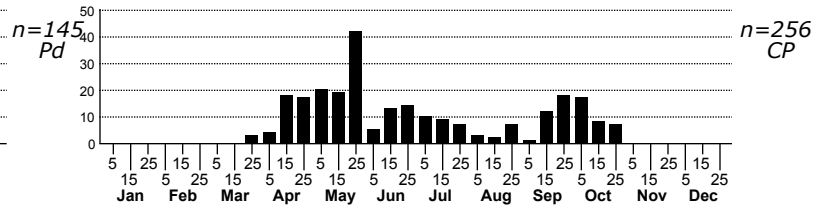
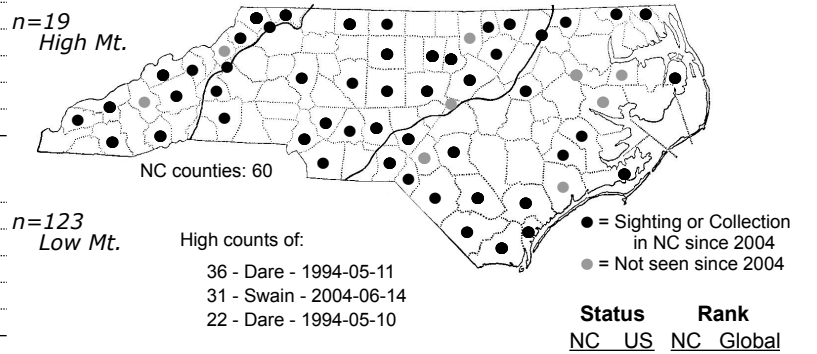
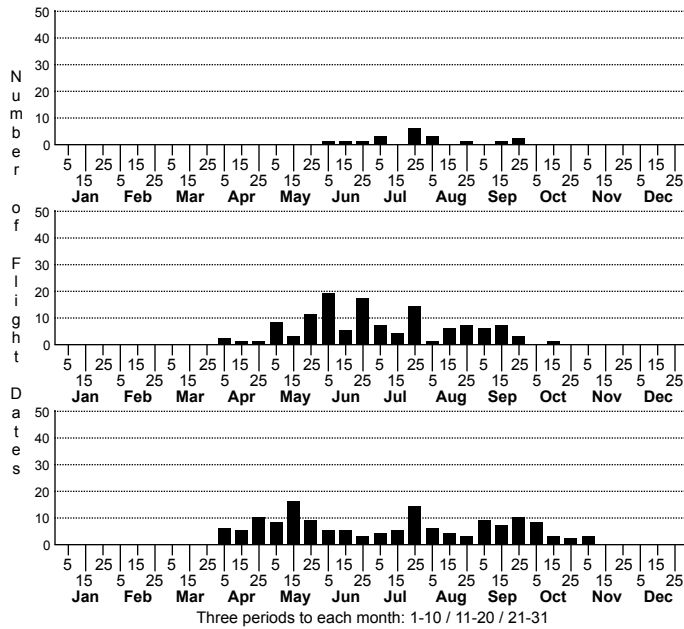


# *Protoarmia porcelaria* Porcelain Gray Moth



FAMILY: Geometridae SUBFAMILY: Ennominae TRIBE: Boarmiini  
TAXONOMIC\_COMMENTS:

FIELD GUIDE DESCRIPTIONS: Covell (1984); Beadle and Leckie (2012)

ONLINE PHOTOS:

TECHNICAL DESCRIPTION, ADULTS:

TECHNICAL DESCRIPTION, IMMATURE STAGES:

ID COMMENTS:

DISTRIBUTION: Please refer to the dot map.

FLIGHT COMMENT: Please refer to the flight charts.

HABITAT: Our records come from a wide variety of forest, woodland, and shrubland habitats

FOOD: Larvae are broadly polyphagous on woody plants, including conifers as well as hardwoods (Wagner, 2005)

OBSERVATION\_METHODS:

NATURAL HERITAGE PROGRAM RANKS: G5 S5

STATE PROTECTION: Has no legal protection, although permits are required to collect it on state parks and other public lands.

COMMENTS: