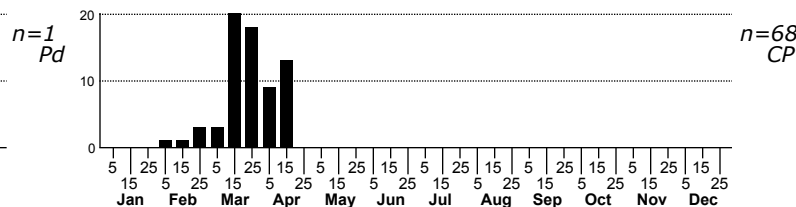
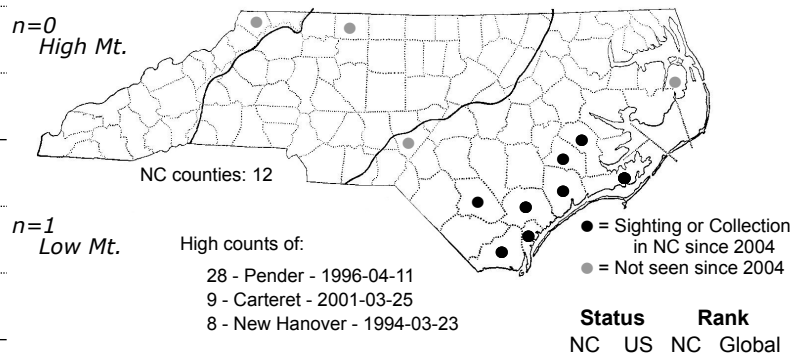
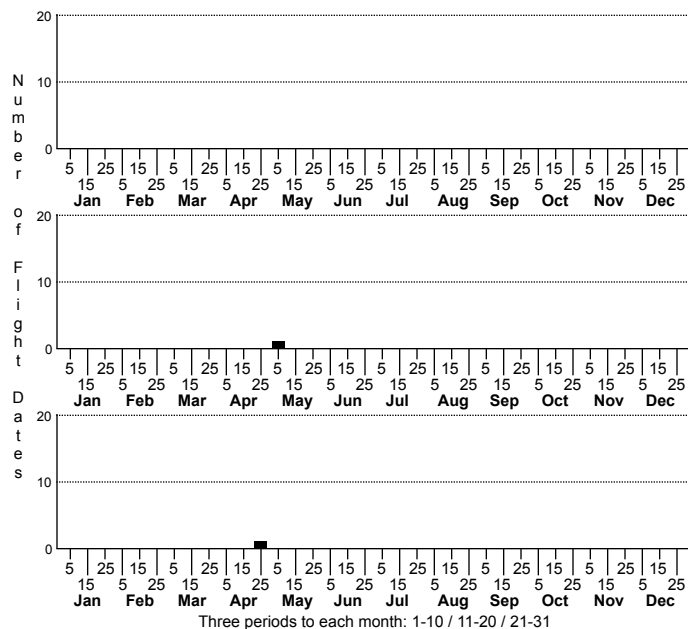


Lycia ypsilon Woolly Gray Moth



FAMILY: Geometridae SUBFAMILY: Ennominae TRIBE: Bistonini
TAXONOMIC_COMMENTS:

FIELD GUIDE DESCRIPTIONS: Covell (1984)

ONLINE PHOTOS:

TECHNICAL DESCRIPTION, ADULTS:

TECHNICAL DESCRIPTION, IMMATURE STAGES:

ID COMMENTS:

DISTRIBUTION: Please refer to the dot map.

FLIGHT COMMENT: Please refer to the flight charts.

HABITAT: Barrens, woodlands, and forests (Wagner, 2005). Our records come from dune grasslands on barrier islands, longleaf pine savannas and flatwoods, and dry ridges.

FOOD: Polyphagous, larvae feed on apple, cherry, oaks and probably other hardwood trees and shrubs (Wagner, 2005)

OBSERVATION_METHODS:

NATURAL HERITAGE PROGRAM RANKS: G4 S3S4

STATE PROTECTION: Has no legal protection, although permits are required to collect it on state parks and other public lands.

COMMENTS: