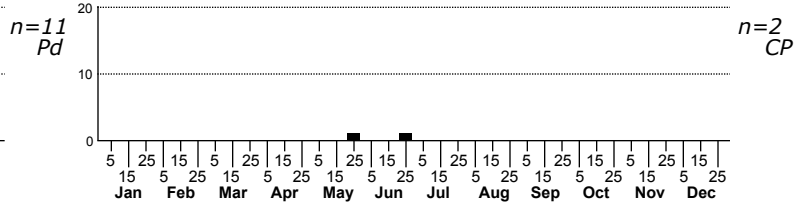
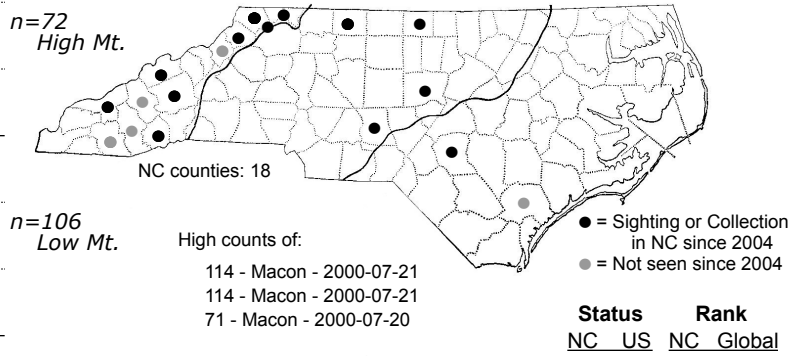
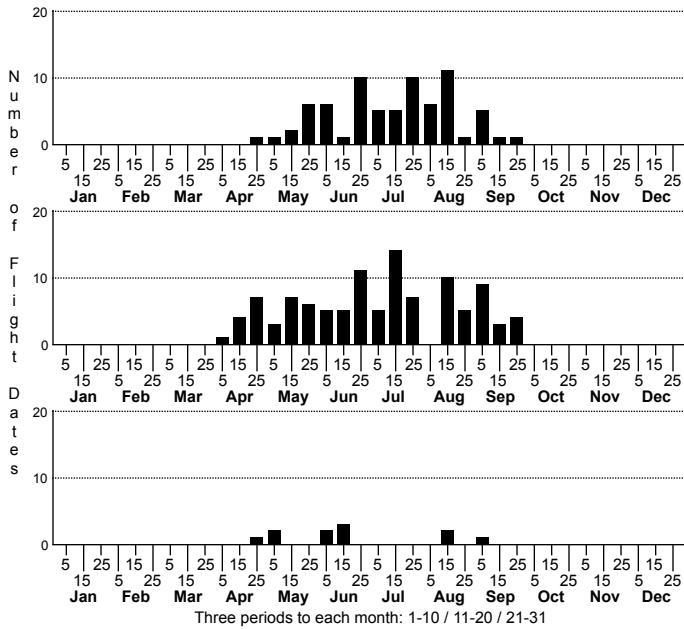


Cyclophora pendulinaria Sweetfern Geometer Moth



FAMILY: Geometridae SUBFAMILY: Sterrhinae TRIBE: Cosymbiini
 TAXONOMIC_COMMENTS:

FIELD GUIDE DESCRIPTIONS: Covell (1984); Beadle and Leckie (2012)

ONLINE PHOTOS:

TECHNICAL DESCRIPTION, ADULTS:

TECHNICAL DESCRIPTION, IMMATURE STAGES:

ID COMMENTS:

DISTRIBUTION: Please refer to the dot map.

FLIGHT COMMENT: Please refer to the flight charts.

HABITAT: Sandy barrens, woodlands, and forests (Wagner et al., 2001)

FOOD: Polyphagous, feeding on a wide range of hardwood trees and shrubs, with a preference for Alder, Bayberry, Birch, Blueberry, Gale, Huckleberry, and Sweetfern (Wagner et al., 2001).

OBSERVATION_METHODS:

NATURAL HERITAGE PROGRAM RANKS: G5 S3S4

STATE PROTECTION: Has no legal protection, although permits are required to collect it on state parks and other public lands.

COMMENTS: