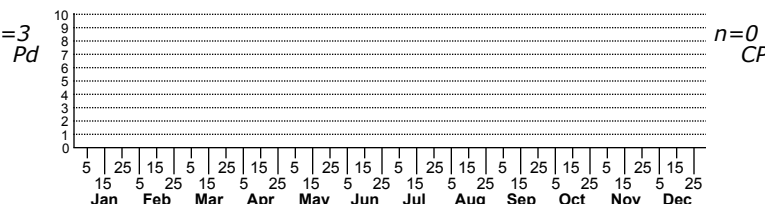
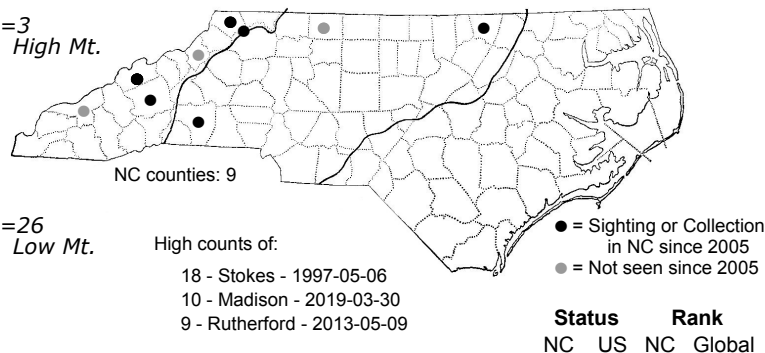
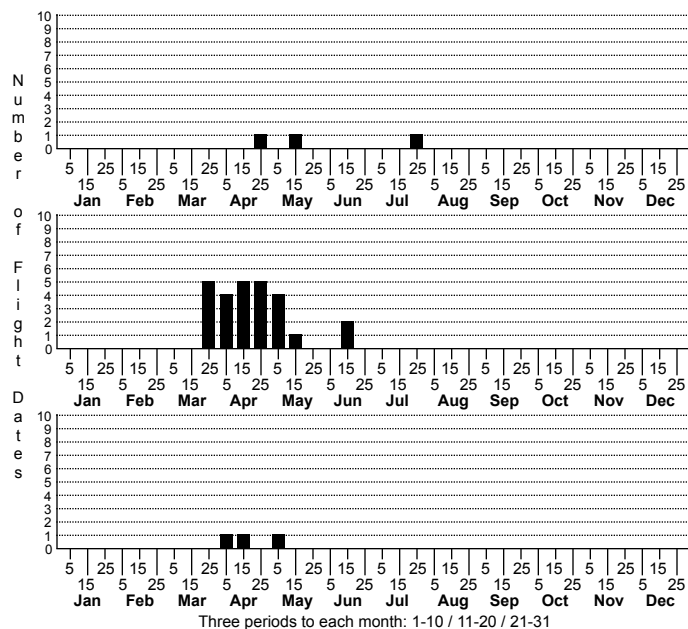


Eupithecia columbiata Columbia Pug Moth



FAMILY: Geometridae SUBFAMILY: Larentiinae TRIBE: Eupitheciini
TAXONOMIC_COMMENTS:

FIELD GUIDE DESCRIPTIONS: Beadle and Leckie (2012)

ONLINE PHOTOS:

TECHNICAL DESCRIPTION, ADULTS: Forbes, (1949); McDunnough (1949)

TECHNICAL DESCRIPTION, IMMATURE STAGES:

ID COMMENTS: The ground color is slightly brownish to gray; the outer third is somewhat mottled due to vague fuscous shades opposite the cell and at the fold (Forbes, 1948). The postmedian is even rather than concave, although bending sharply inward at the costa; it is blackish, toothed with black on its inner edge and followed by a pale shade. The subterminal is clear, in a darker shade, and ending with a white tornal patch. The abdomen is dark wood-brown with dark tufts; the second segment is contrastingly paler than the third. This species is very similar to *palpata*, but that species has an evenly darkish gray abdomen, a more brownish or buffy wing color, and a smoother, less mottled appearance (Forbes, 1948).

DISTRIBUTION: Please refer to the dot map.

FLIGHT COMMENT: Please refer to the flight charts.

HABITAT:

FOOD: Larvae reportedly feed on a range of hardwoods, including maple (*Acer*), alder (*Alnus*), serviceberry (*Amelanchier*), birch (*Betula*), poplar (*Populus*), cherry (*Prunus*), and willow (*Salix*) (Robinson et al., 2010; Beadle & Leckie, 2012). We do not have any feeding records in North Carolina.

OBSERVATION_METHODS:

NATURAL HERITAGE PROGRAM RANKS: G5 SNR [S2S3]

STATE PROTECTION: Has no legal protection, although permits are required to collect it on state parks and other public lands.

COMMENTS: