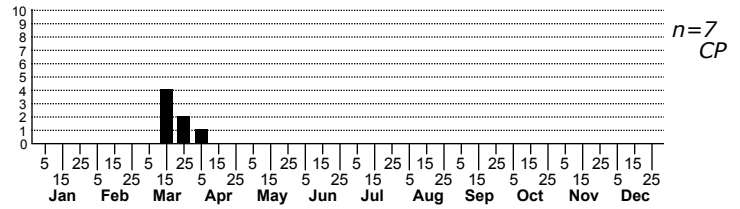
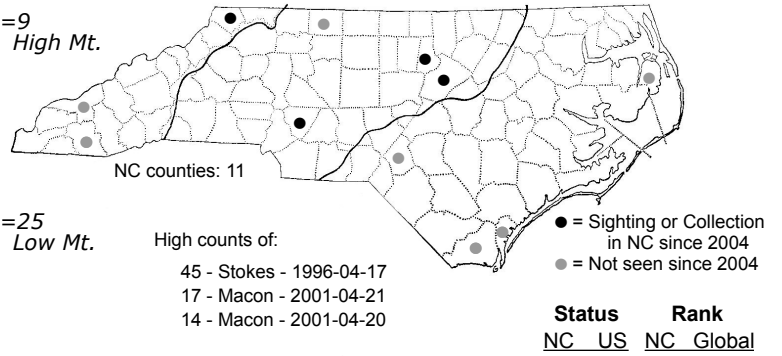
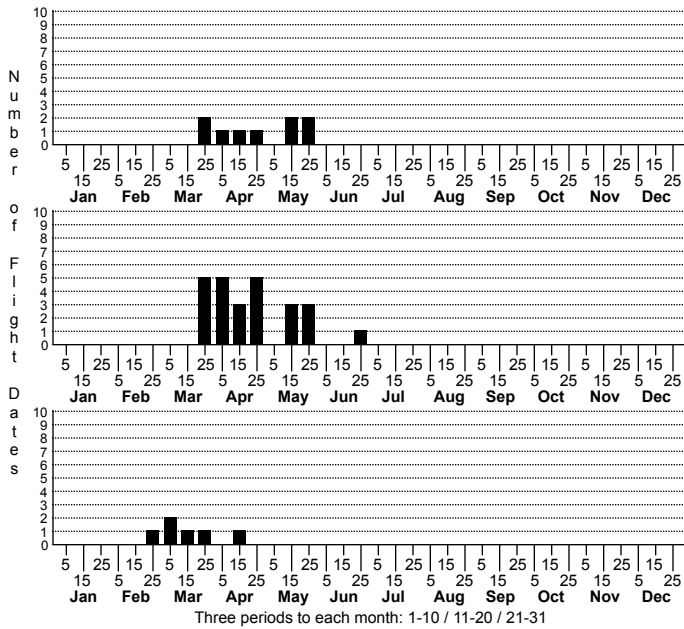


*Eupithecia matheri* No common name



FAMILY: Geometridae SUBFAMILY: Larentiinae TRIBE: Eupitheciini  
TAXONOMIC\_COMMENTS:

FIELD GUIDE DESCRIPTIONS:

ONLINE PHOTOS:

TECHNICAL DESCRIPTION, ADULTS: Rindge (1985)

TECHNICAL DESCRIPTION, IMMATURE STAGES:

ID COMMENTS: The forewings are elongated, with an attenuate apex (Rindge, 1985). The ground color is gray with faint brown tinge. The markings are obscure, with the antemedian and postmedian lines only weakly developed and the median area only slightly darkened. The discal dot is present. The hindwings paler than forewings and are darkened along the anal margin. The discal dots are small or obsolete. *Eupithecia swetti* is similar in shape and in its early spring flight. It differs in possessing a browner ground color and more evident markings (Rindge, 1985). *Swetti* also has longer, darker palps with a well-defined white area on the lower edge of the basal segment. The palps in *matheri* are gray.

DISTRIBUTION: Please refer to the dot map.

FLIGHT COMMENT: Please refer to the flight charts.

HABITAT:

FOOD:

OBSERVATION\_METHODS:

NATURAL HERITAGE PROGRAM RANKS:

STATE PROTECTION: Has no legal protection, although permits are required to collect it on state parks and other public lands.

COMMENTS: