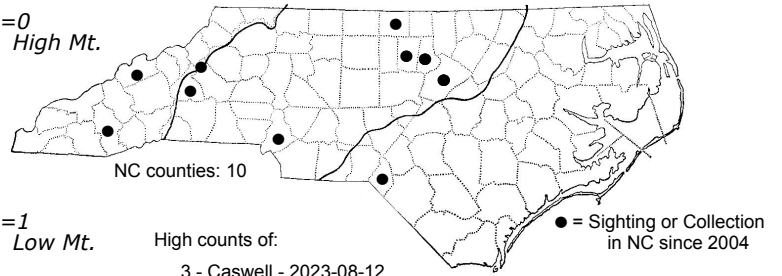
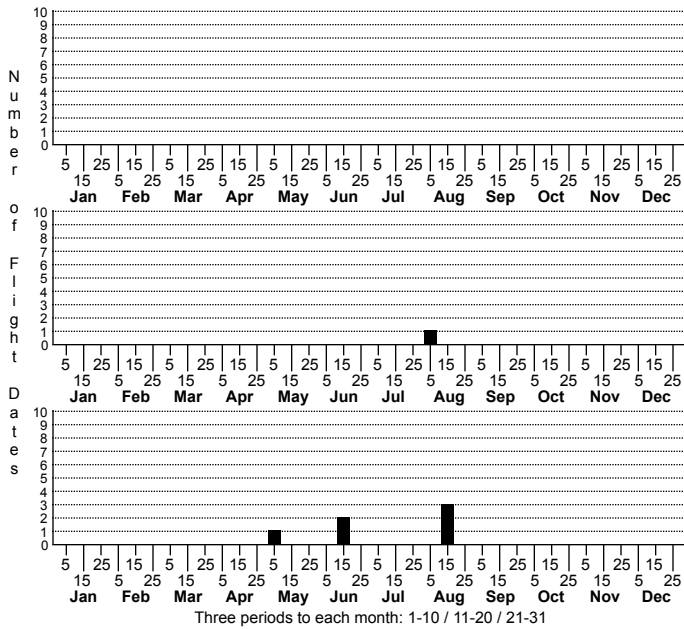
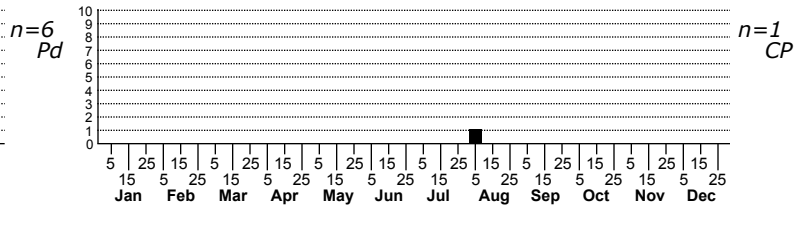


Cameraria saccharella No common name



High counts of:
 3 - Caswell - 2023-08-12
 2 - Wake - 2019-05-24
 2 - Scotland - 2017-07-18

Status	Rank		
NC	US	NC	Global



FAMILY: Gracillariidae SUBFAMILY: Lithocolletinae TRIBE:

TAXONOMIC COMMENTS: *Cameraria* is a genus of leaf-mining micromoths. Many species are stenophagous and specialize on a small number of closely related host species. There are currently more than 50 described species in North America.

FIELD GUIDE DESCRIPTIONS:

ONLINE PHOTOS:

TECHNICAL DESCRIPTION, ADULTS: Braun, 1908.

TECHNICAL DESCRIPTION, IMMATURE STAGES:

ID COMMENTS: The following is Braun's (1908) description based on specimens from Cincinnati, Ohio. The antennae are pale ochreous and ringed with dark coloration beyond the basal third. Several joints toward the tip are also dark. The palpi and face are shining white, and the head tuft is whitish above and golden toward the sides. The thorax and forewings are ochreous. A white stripe on each side of the middle of the thorax is continuous with a very oblique curved white streak at the inner angle of the forewing. This streak, which is sometimes dark margined behind, extends to the fold and is usually prolonged along the fold to unite with the first dorsal streak. The first dorsal streak begins at the basal fifth, is oblique and curved, and extends slightly more than halfway across the wing. The second dorsal streak, at about the middle of the dorsal margin, is also oblique and curved, and near the costa its apex meets that of the first costal streak, which is short, oblique and placed slightly beyond the middle, thus forming an acutely angled, interrupted fascia. The second costal streak at the apical fourth is sometimes almost overlaid with black scales. Above the dorsal cilia is a long oblique white streak. All the streaks are dark margined externally. The apical portion is white and dusted with black. There is considerable variation in the extent of the black dusting, which sometimes extends to the tornus. The marginal line in the cilia is brownish ochreous and the cilia is pale ochreous. The hindwings are pale grayish ochreous with pale ochreous cilia. The abdomen is gray above and pale ochreous below, and the anal tuft ochreous.

Features of the forewing that help to distinguish this species from other *Cameraria* include the presence of oblique costal and dorsal streaks, an oblique white streak or patch at the base of the dorsal margin, and two fasciae that are distinctly angulated. Braun (1908) has color illustrations of species in the eastern US that are useful for comparing closely related forms.

DISTRIBUTION: *Cameraria saccharella* occurs from southern Ontario and Maine, southward and westward to Illinois, Ohio, and North Carolina. As of 2023, our limited records are from scattered localities in the Blue Ridge, Piedmont, and extreme eastern Coastal Plain.

FLIGHT COMMENT: Populations appear to be bivoltine, with adults appearing shortly after the spring leaf-out and later in late-summer or early fall. Eiseman (2019) raised adults from mines that were collected in May, July, and August from North Carolina.

HABITAT: This species feeds on several species of maples. It likely occurs in urban landscapes, as well as hardwood and mixed hardwood-pine forests throughout the state.

FOOD: The documented host plants include Southern Sugar Maple (*A. floridanum*), Black Maple (*A. nigrum*), Red Maple (*A. rubrum*), Silver Maple (*A. saccharinum*), and Sugar Maple (*A. saccharum*) (Braun, 1908; Eiseman, 2019). As of 2023, we have records for North Carolina for Sugar Maple, Southern Sugar Maple and Red Maple.

OBSERVATION_METHODS: The adults appear to only rarely visit lights and are best obtained by rearing the adults.

NATURAL HERITAGE PROGRAM RANKS: GNR S2S4

STATE PROTECTION:

COMMENTS: