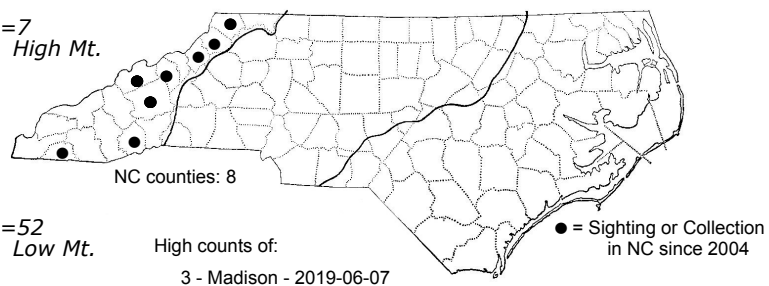
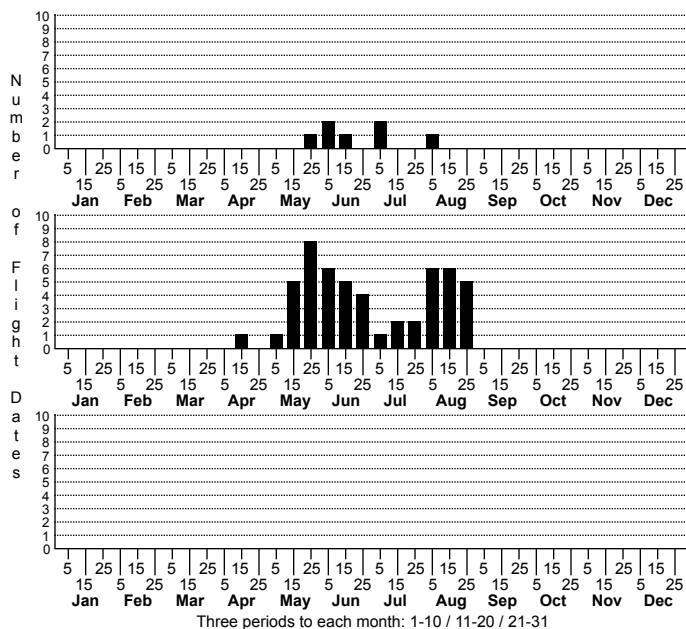
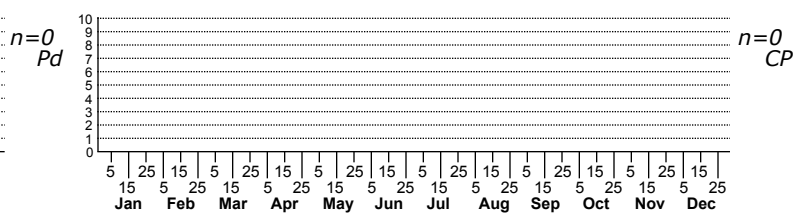


Bibarrambla allenella Bog Bibarrambla



High counts of:
 3 - Madison - 2019-06-07
 3 - Madison - 2022-06-07
 3 - Clay - 2022-08-24

Status		Rank	
NC	US	NC	Global



FAMILY: Depressariidae SUBFAMILY: Depressariinae TRIBE: [Depressariini]
 TAXONOMIC COMMENTS: *Bibarrambla* is a monotypic genus. Its sole member (*B. allenella*) was initially placed in the genus *Semioscopis*, then moved by Forbes (1923) to *Agonopterix*. Clarke (1941) later removed it from *Agonopterix* based on external anatomical and genitalic differences.

FIELD GUIDE DESCRIPTIONS: Beadle and Leckie (2012)
 ONLINE PHOTOS:
 TECHNICAL DESCRIPTION, ADULTS: Clarke (1941), Hodges (1974)
 TECHNICAL DESCRIPTION, IMMATURE STAGES:

ID COMMENTS: The following is primarily based on the description by Clarke (1941). The labial palp is sordid white and lacks a brush. The second segment is shaded or speckled with fuscous and has a narrow, incomplete, brownish-fuscous annulus slightly before the apex. The third segment has a spot anteriorly at the base and a broad, brownish fuscous annulus above the middle. The antenna is sordid white and narrowly annulated with fuscous. The head, thorax, and forewing are grayish white and suffused and speckled with fuscous. At the basal third of the wing there are two fuscous discal spots of raised scales. These are sometimes confluent, and are followed by ochreous and whitish scales. At the end of the cell there is a black-edged, white discal spot of raised scales. These are also followed by some ochreous scaling that may form a diffuse blotch. A series of fuscous spots occurs along the costa and around the termen to the inner margin, and the costa is sometimes narrowly edged with pink. The cilia are sordid white with a broad, pale grayish-fuscous sub-basal band. The hindwing is pale grayish fuscous and darker apically, and the cilia are sordid white with a broad, pale grayish fuscous sub-basal band. The legs are sordid white and suffused and annulated with fuscous except at the joints and on the hind tibia. The abdomen is pale ochreous and suffused with fuscous above. This species is rather nondescript. The two groups of raised scales that approximate the AM and PM lines, and that usually have ochreous scaling behind them, are diagnostic features.

DISTRIBUTION: *Bibarrambla allenella* is found in North America and primarily has a northern distribution. The range includes most of southern Canada from British Columbia to Nova Scotia. In the US the range extends from the northeastern states westward to Minnesota and Wisconsin and southward along the Appalachian region to eastern Tennessee, western North Carolina, and northern Alabama. As of 2023 all of our records are from the western mountains, and mostly from lower elevation sites.

FLIGHT COMMENT: Adults have been recorded from April through November in different areas of the range, with most activity from May through August. Populations in North Carolina appear to be bivoltine, with an initial brood in May and June and a second in late July and August.

HABITAT: Local populations are associated with hardwood forests or mixed pine-hardwood forests. Our records are mostly from lower to mid-elevations in the mountains, and in habitats that range from floodplain forests to rich hardwood slopes.

FOOD: *Bibarrambla allenella* is polyphagous and feeds on a variety of hardwoods, particularly birches and alders (Baker, 1960, 1972; Prentice, 1966; Hodges, 1974; Robinson et al., 2010). The reported hosts include alders (including Gray Alder, *Alnus incana*), Paper Birch (*B. papyrifera*), Gray Birch (*B. populifolia*), oaks (*Quercus*), and willows (*Salix*).

OBSERVATION_METHODS: The adults are attracted to lights.
 NATURAL HERITAGE PROGRAM RANKS: GNR SU
 STATE PROTECTION: Has no legal protection, although permits are required to collect it on state parks and other public lands.

COMMENTS: As of 2023, we have 10 site records. This species appears to be locally common, but more information is needed on its distribution and abundance before we can assess its conservation status.