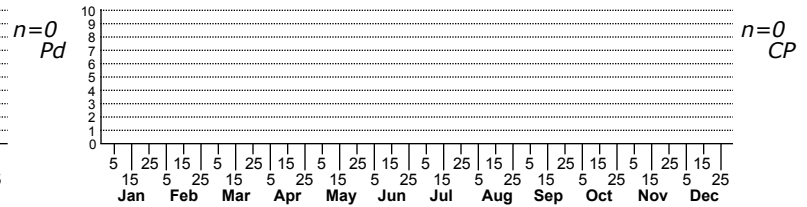
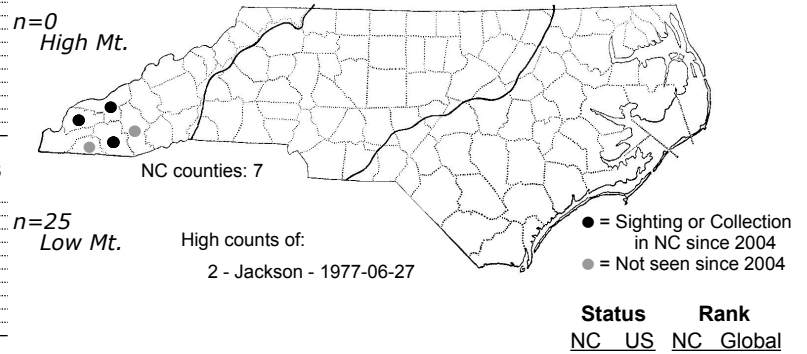
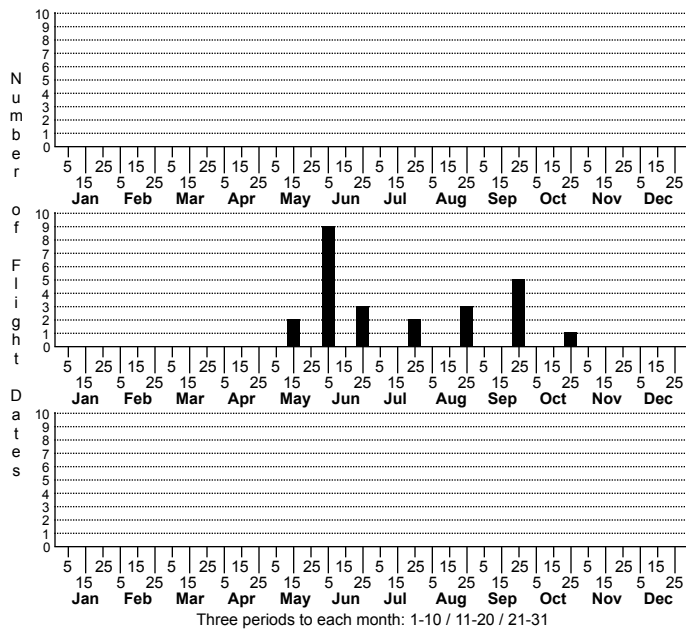


*Sigmoria nantahalae* No common name



FAMILY: Xystodesmidae SUBFAMILY: TRIBE:  
TAXONOMIC\_COMMENTS:

FIELD GUIDE DESCRIPTIONS:  
ONLINE PHOTOS:

ID COMMENTS:

DISTRIBUTION: This species is endemic to the extreme southern end of the Appalachians, occurring in both the western mountains of North Carolina but also the adjoining areas of northern Georgia. The area of greatest concentration appears to be in the drainages of the Nantahala and Hiwassee Rivers (Shelley, 1981)

HABITAT: Shelley (1981) describes this species as inhabiting coves but also making use of drier and more open woodlands.

OBSERVATION\_METHODS:

NATURAL HERITAGE PROGRAM RANKS: [GNR] [S3S4]

STATE PROTECTION:

COMMENTS: Although endemic to a fairly small area of the Southern Appalachians, this species occurs over a fairly broad area, where it occupies fairly wide range of habitats. A number of recent records exists for this species, all of which indicates that it is comparatively secure within the state.